

Breadcrumb

Foreman Guide

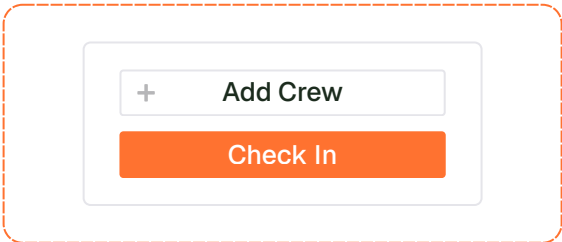
Complete your safety paperwork, without the paper.

Check in your crew, complete your forms and permits, and get to work. Breadcrumb handles the rest.



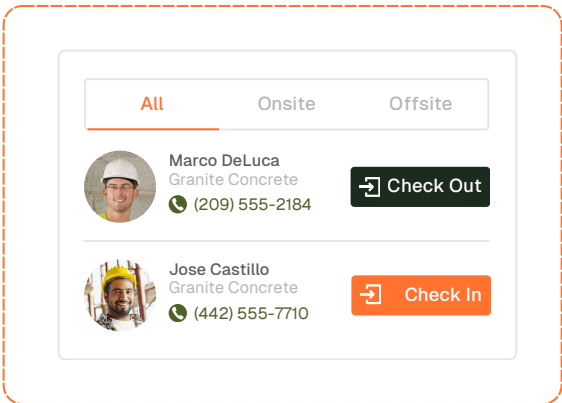

- 1 To begin, scan the site QR code with your camera or click the Scan QR button in the app.

Site Arrival, Crew Management, and Check-Ins



- 2 Upon arrival, scan the QR code to check in yourself and your crew, unlocking the power of Breadcrumb's foreman-focused safety tool.

Access **Crew Management** to view, track, and update your crew's on-site status.



- 4 Manage crew check-ins with a single tap. Hours auto-sync to Procore, so you never have to manually update superintendents again.

Site Arrival, Crew Management, and Check-Ins

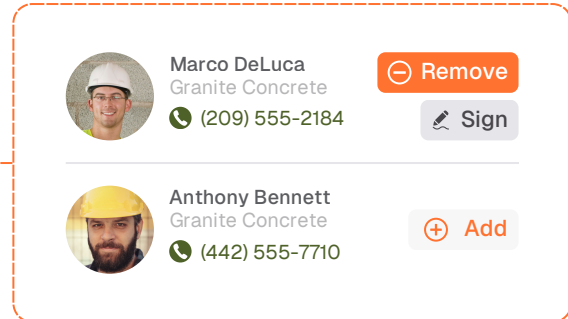


5

Use the **Forms** and **Permits** tools to initiate any PTP/JHA/JSA or Permit for the day's tasks.

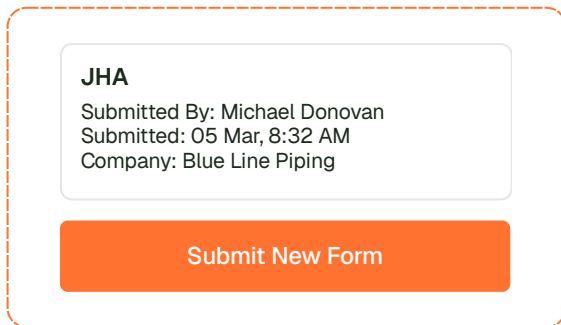
Completing forms and permits is a breeze. Use voice-to-text, duplicate past entries, auto-add crew, and capture signatures in seconds.

6



7

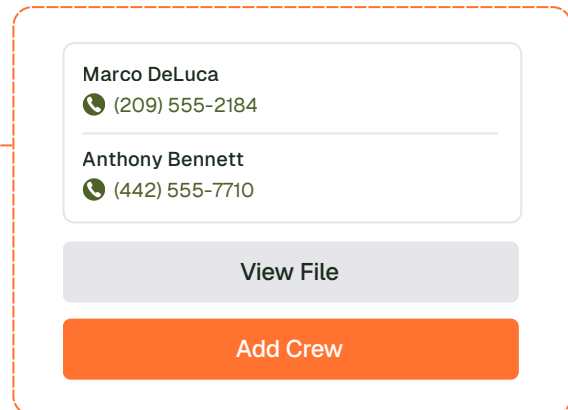
Once you submit, the form is activated and added to your records, saving hours of printing, scanning, and uploading.



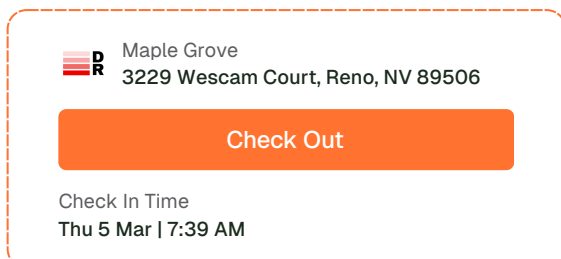
Mid-Day Updates & Late Arrivals

Avoid the hassle of starting a new permit for mid-day arrivals. Simply tap **Add Crew** on any active form to grab their signatures and keep the job moving.

8



Leaving Site for the Day



9

Enjoy peace of mind knowing your site records are accurate. Use the **Check Out** button to log yourself and any remaining crew off the site in one quick step.